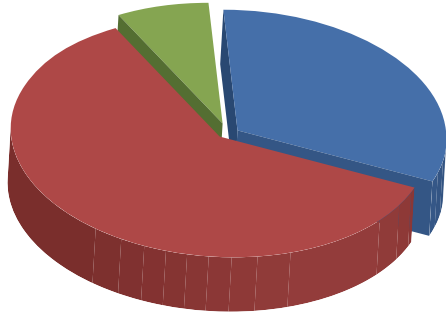


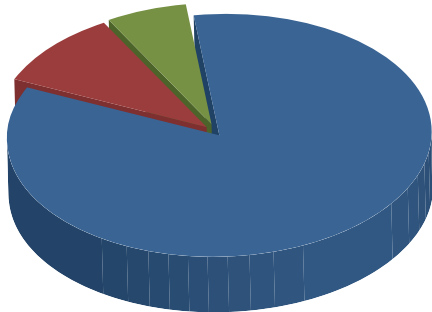
# Family Service Financials: July 1, 2008 – June 30, 2009

## Revenues and Expenses



### REVENUE

Government	\$4,684,843	61%
Charitable Contributions	\$2,432,455	32%
Client Fees	\$552,962	7%
<b>TOTAL:</b>	<b>\$7,670,260</b>	

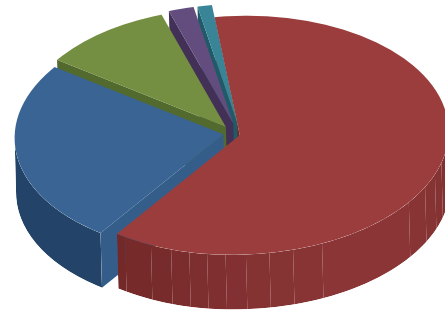


### EXPENSES\*

Direct Service/ Programs	\$6,229,998	84%
Management/General	\$753,434	10%
Fundraising	\$464,264	6%
<b>TOTAL</b>	<b>\$7,447,696</b>	

\* **NOTE:** Family Service experienced an unrealized investment loss in our endowment fund of \$167,935 as of 6/30/09. As of 10/30/09, the unrealized investment loss has been reduced to \$77,481.

## Balance Sheet



### ASSETS

Property & Equipment	\$6,199,045	62%
Total Current Assets	\$2,482,748	25%
Long Term Investment	\$975,838	10%
Long Term Pledges	\$151,504	2%
Other Assets	\$93,532	1%
<b>TOTAL</b>	<b>\$9,902,667</b>	

### LIABILITIES & NET ASSETS

#### CURRENT LIABILITIES

Current Notes Payable	\$38,333
Current Accounts Payable	\$286,804
Deferred Revenue	\$751,472
Other Current Liabilities	\$40,323
<b>TOTAL</b>	<b>\$1,116,932</b>

#### LONG-TERM LIABILITIES

Long Term Note Due on Building	\$977,059
Reserve for Loan Program	\$208,890
Unemployment Reserve	\$62,524
<b>TOTAL</b>	<b>\$1,248,473</b>

**Total Liabilities** ..... **\$2,365,405**

**Total Net Assets** ..... **\$7,537,262**

**Total Liabilities & Net Assets** ..... **\$9,902,667**



**FamilyService**  
AGENCY OF SAN MATEO COUNTY

### FAST FACTS:

**1,534 older adult clients live in extreme poverty on an income of less than \$10,000 per year. This is the largest number in the history of the organization.**

**88% of our clients do not earn enough to meet their basic needs — a 20% jump from 2007-08.**

Family Service Agency of San Mateo County  
24 Second Avenue, San Mateo, CA 94401 | Tel 650.403.4300 | Fax 650.403.4303  
www.familyserviceagency.org | info@fssm.org